

OTG MONTHLY SHOW PROCEDURES

The San Dieguito Art Guild (SDAG) provides an opportunity for members in good standing to display their work in the Off Track Gallery in a Monthly Show. Display of art in the Monthly Show does not require a formal jurying process or long term commitment. However, members must adhere to the Off Track Gallery (OTG) Monthly Show Terms and Conditions as well as Monthly Show Procedures. Each Monthly Show is staffed with a friendly crew that can help you understand the procedures during the Take-in.

Monthly Show Take-in is usually held on the last Tuesday of each month, and begins at 3:30pm and ends at 5:30pm. Take-in date may vary due to holidays, so always check the SDAG Events Calendar on our website for the current schedule. After Take-in, a member crew hangs and arranges your labeled art. Often, the crew works late into the night. Typically, judging takes place the next day, and results are announced in our SDAG newsletter-the Paint Rag, posted on our website, BLOG and social media.

ENTRY TAKE-IN

All Monthly Show participants are required to submit your **application and payment online**, **two (2) days in advance of Take-in date**, to complete/prepare all your documentation. We cash less and paperless.

Identification tags for each item entered must be attached. Up to two items may be entered, note size limits. (Space is limited and this is a first come first serve).

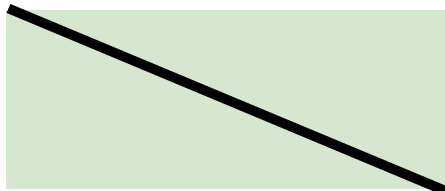
For assistance contact the Monthly Show Chair: 1) Through emails at sdagmonthlyshow@gmail.com or monthlyshow@sandieguitoartguild.com. Or 2)The BLOG at <https://sdagmonthlshownews.blogspot.com>.

JOB OBLIGATION

Each Monthly Show Participant must contribute to the Guild or Gallery by performing a job such as helping with an upcoming reception or other event, or working as an Assistant Staffer for three-four hours at the Gallery during the month of the show, or working a long term job. Alternatively, a fee of \$10 may be paid to cover the Monthly Show job obligation. Sign-up online on the [BLOG](#) at SDAG Monthly Show News at the [Volunteer Jobs link](#),

ENTRY FEES

Monthly Show entry fees are determined by the diagonal measurement of the art as displayed with frame or Stand and must be "pre-paid" online to deem your application complete.



17 .75 inches or under: \$12
18 to 32.75 inches: \$17
33 - 47 inches: \$25
 (greater that 47 inches is not accepted)
 (**Artwork 18x24 over require acrylic cover, NO GLASS**)

| |
|---|
| Month of Show: <u>Jan 28, 2020</u> |
| Diagonal Inches: <u>22"</u> |
| Artist's Phone #: <u>XXX-XXX-XXXX</u> |
| ID Tag: <u>DOE-J-MS1</u> Last Name.First Initial-MS.(1,2,Or 3) |
| Category# <u>1</u> |
| Medium: <u>Oil</u> |
| Price of Art: <u>\$50.00</u> |
| Artist's Name: <u>Jane Doe</u> |
| Title: <u>Gotta get it done</u> |

ENTRY ID TAGS

An identification tag is taped to all art entered into the monthly show. Someone from the Monthly Show crew can help you with this. A printable sheet of blank ID tags and one example tag is available for download on our website and on our BLOG.

ACCEPTABILITY OF ART

Art must meet a number of requirements to be accepted into the Monthly Show. If an entry of art is found to be unacceptable during the installation of a Monthly Show, it may be excluded and the entry fee will be refunded.

- Entries must be prepared as set forth in these procedures. Shoddy workmanship may be rejected. Broken or chipped framing glass or other sharp edges are not acceptable. No sharp metal frame edges.
- Art that is perceived as not suitable for all ages or not suitable for the OTG is subject to rejection by the Monthly Show Chair.
- Art over 47" will be not be accepted by Monthly Show Chair.
- Prints/Gicleés of paintings, drawings or mixed media may be shown in the Monthly Show, but are excluded from the judging.
- Paintings that are painted over printed images on canvases, boards, or prints, where the images were created by someone other than the artist are prohibited from display in the Off Track Gallery. This includes use of off-the-shelf pre-printed canvases, paint-by-numbers, and embedded magazine images. One exception is a collage of images that are artistically arranged and prepared as mixed media so that a new artistic meaning is perceived.
- Art must be your own creation. Art created as part of a classroom project that was partially designed by an instructor is prohibited.
- Art must be presented with gallery wrapped edges or framed. (no unfinished edges accepted)
- Art that does not meet our Judging Category standards may be excluded by the Monthly Show Chair.

MONTHLY SHOW JUDGES

Monthly Show Judges can be member, non-member or professional artists who have been selected by the Monthly Show Chair. The *Paint Rag* or gallery, may need a short biography of the current Monthly Show judge.

JUDGING (11) CATEGORIES

This is based on the principles of art, and a point system criteria. There must be five or more entries in a category for judging. **2D: 1.**Oil, **2** Acrylic, **3.** Watercolor, **4.** Photography, **5.** Digital Art, **6.** Mixed Media, **7.** Other Media: (Pen/Ink, Graphite, etc). **3D1: 8.**Free standing: (Glass, Wood, Sculpture, Ceramic/Clay, etc). **3D2: 9.** Wall hanging. (Any materials) **10.** Textiles, (Purses, Scarves, etc.), **11.** Jewelry, **12.** Giclee, prints. (not juried)

1. Mixed Media should appear to be more than one medium combined, noted as a collage of mediums.
2. Other Media: Pen/Ink, Pastel, Graphite, wood block, etc.
3. Digital Art: Computer generated, manipulated, or design enhanced that are printed.
4. Photography: Includes all types of photographic printing as well as photographic prints.
5. Textiles: Are evaluated on the basis of original artistic content.

Mislabeled art is not acceptable. Art must be identified as either an original or a print. The words print must be used for "photography" and/or "digital art". A **giclee** is identified as a copy of whatever medium, and must be identified by the artist.

Paintings that are painted over printed images on canvases, boards, or prints, where the images were created by someone other than the artist are prohibited from display in the Off Track Gallery. One exception is a collage of images that are artistically arranged and prepared as mixed media so that a new artistic meaning is perceived.

The visible sides of unframed canvas must be painted.

MONTHLY SHOW WINNERS

"Best of Show" wins a \$35 Prize and a coupon for one free monthly show entry of the same entry size/fee the winning entry. **"Best of Show"** winning entries should not be entered again in any future Monthly Shows.

Other Winners: Each Judging Category may have up to three levels of ribbons awarded, “First Place”, “Second Place”, and “Third Place”.

At the judge’s discretion, Honorable Mention ribbons may also be awarded. If an entry did not win “Best of Show”, it may be entered four months later in a Monthly Show.

Photographs are taken of the Best of Show and First Place winning art and may be displayed in the Paint Rag, website and social media. They may also be stored for use in other advertising or news in any type of media.

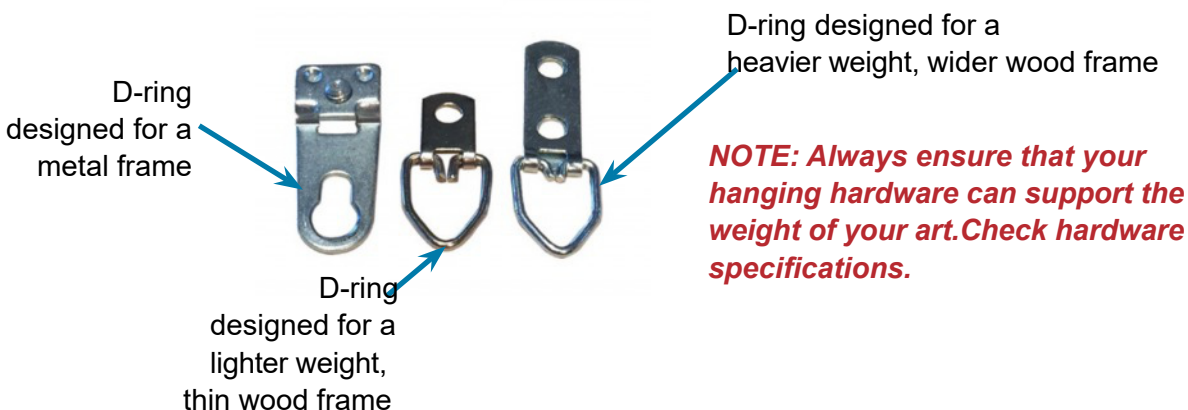
PREPARATION OF ART IN GENERAL

Art must be prepared to withstand normal hanging or usage without breaking. In particular, this applies to jewelry clasps and wiring or stringing.


PREPARATION OF WALL ART

The Monthly Show wall art rules are to prevent accidents that might otherwise occur such as art falling off the wall and breaking.

D-rings are the only accepted method of attaching wire.



D-rings are attached by screws on each side of the frame.



Placement of D-rings is determined by the size of the frame.

- For small frames, placement is about one-fifth of the way down from the top of the frame.
- For vertically longer frames, placement is about 4 to 5 inches from the top (possibly more for really large frames).

IMPORTANT: The placement of D-rings must allow concealment of the hanging wire and the wall hook, and allow leveling of the frame.

No screw eyes or saw tooth hangers or backboard hooks allowed for hanging in the Off Track Gallery.

Although some frames are purchased with mounting hardware already installed, D-rings and wire must be installed on the frames entered in the monthly show.



NO SCREW EYES



NO SAW TOOTH HANGERS

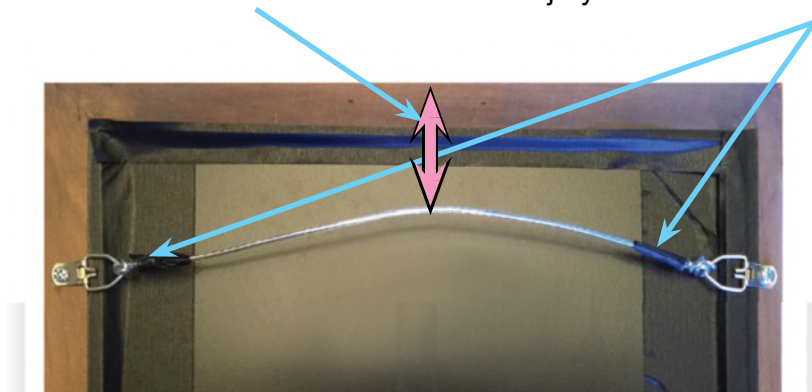


NO RINGS OR HANGERS MOUNTED ON BACKING BOARD

Hanging wire should be taut enough so that when the art is hung, the picture hanger will not be visible.

When hung, the pulled center of the hanging wire should be about 2-inches away from the top of the frame

The wrapped ends of the hanging wire be must covered with tape to protect against injury

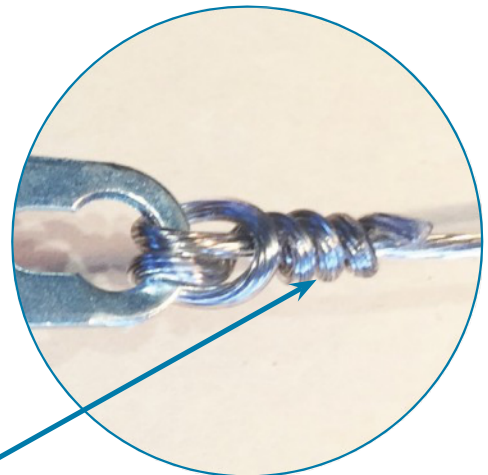


Hanging wire should be threaded through the D-ring, and the end should be wound around the hanging Section and then taped to avoid fraying.

Suggested wire size and type with a weight spec of 60 lb

Super SoftStrand, Size # 6

Plastic Coated, Stranded Stainless Steel Picture Wire



Threaded wire is shown here before taping over the end of the wire. Heavier pictures require more wrapping. Special wiring wrap



Note: This wire spool comes with convenient step-by-step visual instructions for attaching the wire to a D-ring. (This spool was purchased on Amazon, but might also be found at other framing supply stores.)