



SAN DIEGUITO ART GUILD

Off Track Gallery Monthly Show Procedures

The San Dieguito Art Guild (SDAG) provides an opportunity for members in good standing to display their work in the Off Track Gallery in a Monthly Show. Display of art in the Monthly Show does not require a formal jury process or long term commitment. However, members must adhere to the Off Track Gallery (OTG) Monthly Show Terms and Conditions as well as Monthly Show Procedures. Each Monthly Show is staffed with a friendly crew that can help you understand the procedures during Take-In.

ART CATEGORIES

The following categories are accepted in the Monthly Show: **2D Art:** 1. Oil, 2. Acrylic, 3. Watercolor, 4. Photography, 5. Digital Art, 6. Mixed Media, 7. Other Media: (Pen/Ink, Graphite, etc.). **3D1 Art:** 8. Freestanding: (Glass, Wood, Sculpture, Ceramic/Clay, etc.) **3D2 Art:** 9. Wallhanging (Any materials) 10. Textiles (Purses, Scarves, etc.), 11. Jewelry, 12. Giclee/Print (not eligible for judging).

- Mixed Media should appear to be more than one medium combined and be noted as a collage of mediums.
- Other Media: Pen/Ink, Pastel, Graphite, Woodblock, etc.
- Digital Art: Computer generated, manipulated or design enhanced images that are printed.
- Photography: Includes all types of photographic printing as well as photographic prints.
- Textiles: Are evaluated on the basis of original artistic content.

ACCEPTABILITY OF ART

Art must meet a number of requirements to be accepted into the Monthly Show. If an entry is found to be unacceptable during Take-In or installation, it may be excluded and the entry fee will be refunded. Artwork must be an original creation by the show entrant. Artwork must not be directly copied from an existing painting or commercial piece.

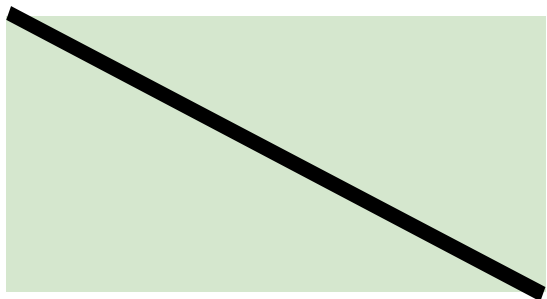
- Entries must be prepared as set forth in these procedures. Shoddy workmanship will be rejected. Broken or chipped framing, glass or sharp edges are not acceptable. No sharp metal frame edges.
- Art that is perceived as not suitable for all ages or not suitable for the OTG is subject to rejection.
- Artwork over 47" will not be accepted.
- Prints/Gicleés of artwork may be entered in the Show, but are excluded from judging.
- Paintings that are painted over printed images on canvas or board, or prints where the images were created by someone other than the artist are prohibited. This includes use of off-the-shelf, pre-printed canvases, paint-by-numbers and embedded magazine images. One exception is a collage of images that are artistically arranged and prepared as mixed media so that a new artistic meaning is perceived.
- Art must be your own creation. Art created as part of a classroom project that was partially designed by an instructor is prohibited.
- Art must be presented with gallery-wrapped edges or framed. (No unfinished edges will be accepted.)
- Art that does not meet our Judging Category standards may be excluded by the Monthly Show Chair.
- 2D art over 10 lbs is not acceptable. 3D art over 5 lbs is not acceptable.

SHOW ENTRY

To enter the Monthly Show, complete and submit the show application on our website along with the corresponding entry fees. Up to two items may be entered per show. All art must be less than 47", as measured diagonally. Show space is limited and is on a first-come, first-served basis, so be sure to sign up as early as possible. Entries will no longer be accepted when the show reaches capacity. Each monthly show closes **two (2) days in advance of Take-In date.**

ENTRY FEES

Monthly Show entry fees are determined by the diagonal measurement of the art as displayed with the frame or stand and must be “pre-paid” online to deem your application complete.



17.xx inches or under: \$12.00

18 - 32.xx inches: \$17.00

33 – 47 inches: \$25.00

Artwork larger than 47” diagonal is not eligible.

Artwork 18x24 or larger requires acrylic, no glass.

JOB OBLIGATION

Each Monthly Show Participant must contribute to the Guild or Gallery by performing a job. This can be in the form of a job to support the Gallery at an upcoming reception or event or other jobs as needed. Alternatively, a fee of \$10.00 may be paid to cover the Monthly Show Job Obligation. A list of jobs will be available at Take-In and you may select one at that time, or pay \$10.00 in lieu.

SHOW TAKE-IN

Monthly Show Take-In is usually held on the **last Tuesday** of each month and begins at 3:00pm and ends at 5:30pm. Take-In dates may vary due to holidays, so always check the SDAG Events Calendar on our website for the current schedule. After Take-In, a member crew hangs and arranges all art entered in the show. Typically, judging takes place the next day. Winners will receive an email informing them if they have won. Monthly Show results are posted on our website and social media accounts and are announced in our SDAG newsletter - the Paint Rag.

Wall Identification tags for each item entered are provided during the Take-In process.

All monthly show entries must remain on display for the entire duration of the show, unless sold. Sold entries may be replaced with a similar size replacement. Please email a .JPG file of the sold artwork along with its title and your name to socialmedia@sandieguitoartguild.com. Your sold artwork will be featured on our social media.

For assistance with any of these procedures, email OffTrackMonthlyShow@gmail.com.

JUDGING

The Monthly Show Judge may be a member, non-member or professional artist who has been selected by the Monthly Show Chair.

Monthly Show Judging is based on the 5 basic art principles and uses a 5-point scale. The criteria includes Artistic Composition, Design, Technique, Originality/Creativity and Presentation. There must be five or more entries in a category for judging; categories may be combined to achieve this threshold.

Art must be labeled as either “**Original**” or “**Giclee/Print**” - mislabeling of art is not acceptable. The word “**Print**” must be used for “photography” and/or “digital art”. A **Giclee** is a copy of an original artwork created by the artist and must be identified as a “**Giclee**”.

MONTHLY SHOW WINNERS

“Best of Show” wins a \$35 prize and award ribbon. **“Best of Show” winning entries are not eligible for entry in any future Monthly Shows.** If an entry did not win “Best of Show”, it may be entered in another Monthly Show after at least four months have passed.

Other Winners: Each Judging Category may have up to three levels of ribbons awarded; “First Place”, “Second Place”, and “Third Place”. At the judge’s discretion, “Honorable Mention” ribbons may also be awarded.

Photographs are taken of the “Best of Show” and “First Place” winning art for each category and will be posted on our website and on social media platforms, as well as the Paint Rag. Winning images will be stored and may be used in future advertising or news in any type of media.

ARTWORK PICKUP

Artwork entries can be picked up on the last Sunday or Monday of the show; no early pick-ups are allowed. If you are entering the next Monthly Show, you may pick up your artwork at the Tuesday Take-In for the upcoming show. We do not have storage space at the Gallery; artwork not picked up will be taken to offsite storage or will be donated.

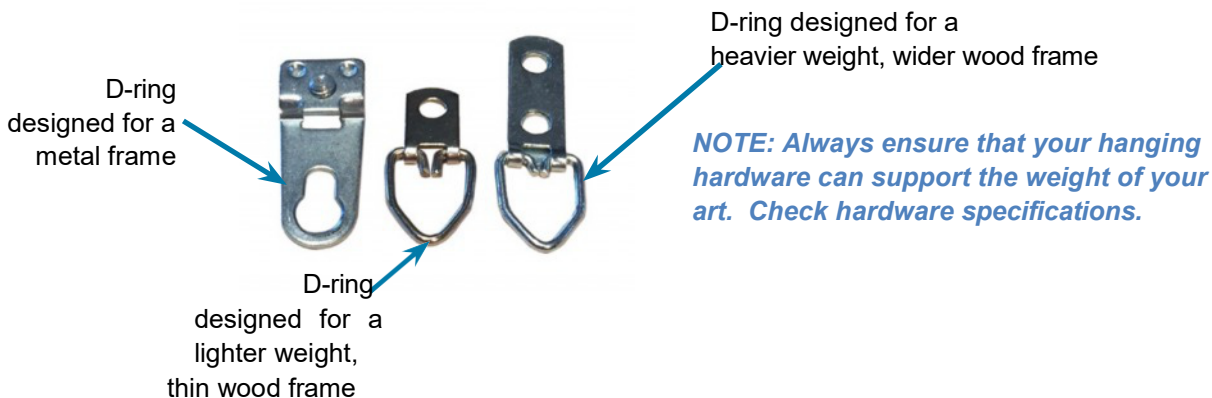
PREPARATION OF ART IN GENERAL

Art must be prepared to withstand normal hanging or usage without breaking. In particular, this applies to jewelry clasps and wiring or stringing. ***Securely attach your name and contact information to each entry.***


PREPARATION OF WALL ART

The Monthly Show wall art rules are to prevent accidents that might otherwise occur, such as art falling off the wall and breaking.

D-rings are the only accepted method of attaching wire.



D-rings are attached by screws on each side of the frame.



Placement of D-rings is determined by the size of the frame.

- For small frames, placement is about one-fifth of the way down from the top of the frame.
- For vertically longer frames, placement is about 4 to 5 inches from the top (possibly more for really large frames).

IMPORTANT: The placement of D-rings must allow concealment of the hanging wire and the wallhook, and allow for leveling of the frame.

No screw eyes, sawtooth hangers or backboard hooks are allowed.

Although some frames are purchased with mounting hardware already installed, D-rings and wire must be installed on the frames entered in the Monthly Show.



NO SCREWEYES



NO SAWTOOTH HANGERS

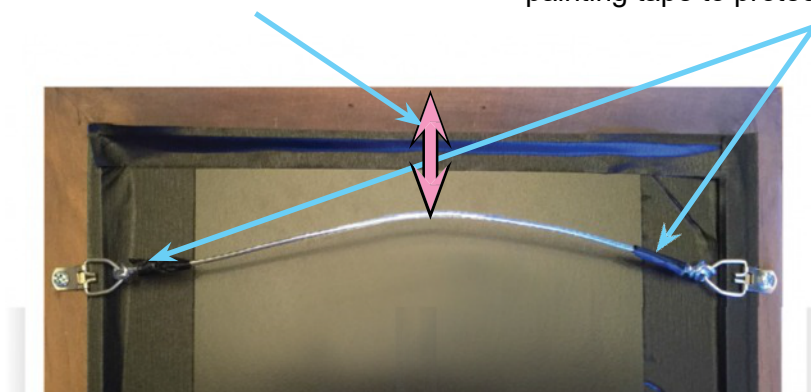


NO RINGS OR HANGERS
MOUNTED ON BACKING
BOARD

Hanging wire should be taut enough so that when the art is hung, the picture hanger will not be visible.

When hung, the pulled center of the hanging wire should
Be about 2-inches away from the top of the frame.

The wrapped ends of the hanging wire
must be covered with masking tape or blue
painting tape to protect against injury.

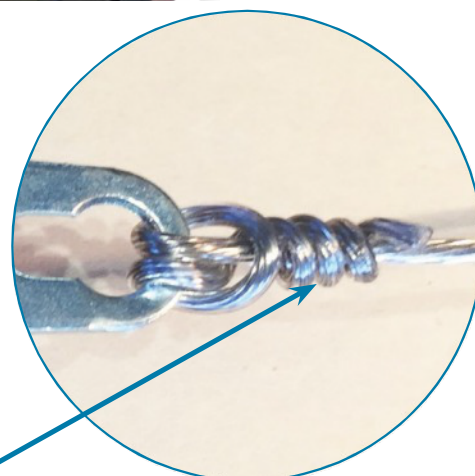


***Hanging wire should be threaded through the D-ring and the
end should be wound around the hanging section of the wire
and then taped to avoid fraying/sharp edges.***

Suggested wire size/type with a weight spec of up to 60lb

Super SoftStrand, Size #6

Plastic coated, stranded stainless steel picture wire



Threaded wire is shown here before taping
over the end of the wire. Heavier pictures
require more wrapping.



Note: This wire spool comes with convenient step-by- step
visual instructions for attaching the wire to a D-ring. (This
spool was purchased on Amazon, but might also be found at
other framing supply stores.)